



Product Description



Aastra BluStar™ for iPad/iPhone 3.1

Aastra BluStar for iPad and Aastra BluStar for iPhone are powerful Unified Communications & Collaboration (UCC) Apps for Apple iPads & iPhones. Delivering high quality video and voice calling giving users a true mobility option. The Apps are directly integrated with Aastra's communication servers and the BluStar Application Server (BAS). Apps also available for use with third party communication platforms.

Contents

1	INTRODUCTION TO BLUSTAR FOR IPAD/IPHONE	3
2	FUNCTIONALITY.....	4
2.1	BLUSTAR FOR IPAD/IPHONE AT A GLANCE	4
2.2	INTUITIVE USER INTERFACE	5
3	INTEGRATION WITH AASTRA BLUSTAR SERVER.....	5
3.1	OVERVIEW BLUSTAR SERVER.....	5
3.2	BLUSTAR FOR IOS PRESENCE INTEGRATION.....	5
4	VIDEO & VOICE COMMUNICATION.....	7
4.1	CALL HANDLING	7
4.1.1	<i>Video Calling with Picture in Picture</i>	7
4.1.2	<i>4 Way Video Conferencing</i>	8
4.1.3	<i>Application Share</i>	8
4.1.4	<i>Incall features</i>	9
4.1.5	<i>Video Settings</i>	9
4.1.6	<i>Front & Rear Camera Support</i>	9
4.1.7	<i>Notifications and Alerts</i>	10
4.1.8	<i>Audio Device Settings & Supported Codecs</i>	10
4.1.9	<i>Dial Pad DTMF Handling</i>	10
4.1.10	<i>Redial from dial Pad</i>	11
4.2	DIRECTORY & CONTACTS MANAGEMENT	11
4.2.1	<i>Directory Integration</i>	11
4.2.1.1	<i>Cache Directory</i>	12
4.2.1	<i>Contact Integration</i>	12
4.2.2	<i>Progressive Search</i>	12
4.3	MULTIPLE USER ACCOUNTS	13
4.4	BATTERY SAVING FEATURE	13
4.5	SUPPORTED LANGUAGES.....	14
4.6	CONFIGURATION	14
4.7	MAINTENANCE	14
4.7.1	<i>Error reporting</i>	14
5	SUPPORTED DEVICES & IOS RELEASES	15
6	NETWORK INTEGRATION.....	15
6.1	SYSTEM ARCHITECTURE	15
6.2	15
6.3	NETWORK CONNECTIVITY.....	16
6.3.1	<i>WiFi</i>	16
6.3.2	<i>Cellular</i>	16
6.3.3	<i>Network Settings</i>	16
6.3.4	<i>Session Border Controller Support</i>	17
6.3.5	<i>VPN Connectivity</i>	17
7	SUPPORTED COMMUNICATION SERVERS.....	17
8	LICENSING.....	17
9	DOWNLOAD INFORMATION.....	17
10	ACRONYMS	18

1 Introduction to BluStar for iPad/iPhone

Aastra BluStar™ for iPad & iPhone **Enabling Natural Communication for Mobile Users**

Aastra BluStar for iPad and Aastra BluStar for iPhone are powerful Unified Communications & Collaboration (UCC) Apps for Apple iPads & iPhones and are fully integrated with Aastra's communication servers, with Aastra's BluStar Application Server (BAS), with Aastra's BluStar Server (BSS) for UC & Presence features and third party communication servers

Today's workers are increasingly mobile, either traveling outside of the enterprise or moving about on campus. With BluStar, mobile users don't have to give up the convenience of natural collaboration that video communication brings.

Intuitive Communication from your Tablet or Smartphone

BluStar for iPad/iPhone is at the cutting edge of communication technologies enabling audio and video communication from the device of choice, providing true mobility for BluStar users. Aastra's in-depth understanding of both IP telephony platforms and collaboration tools for the enterprise market has given the Apps their unique character. With video technology maturing and video becoming a mainstream form of communication today, the evolution to video in the workplace is becoming a natural continuity in enterprise development.

The Apps' intuitive user interface facilitates ease of use and helps users work together more effectively – for example, on-demand video communication with remote workers, road warriors and office based teams working on the same project. The Apps have been designed intentionally for peer-to-peer communication and avoid complex options and configuration settings providing mobile users the right level of information and communication preferences that are simple to use based on the device of choice.

BluStar for iPad/iPhone highlights

- High quality video & voice communications utilizing WiFi & Cellular connectivity
- Intuitive interface facilitates ease of use
- High quality video communications – peer-to-peer, H.264
- 4-party video conferencing with 8000i or BluStar for Conference Room as anchor device
- Support for application share (provided by BluStar for PC 3.1)
- SIP softphone for voice communications
- HD audio SIP softphone supporting G.722, G.711, ILBC codecs
- Channel adaption based on quality of network connection
- Configuration download via email or configuration files
- Directory/contact integration - LDAP, AD, Exchange, Apple iTunes contact management (Outlook, Google, Yahoo etc).
- Presence support with BluStarServer for presence, calendar events and line state
- Multiple user accounts configurable
- Session Border Controller (SBC) & VPN support - enabling remote access

Aastra BluStar Ecosystem

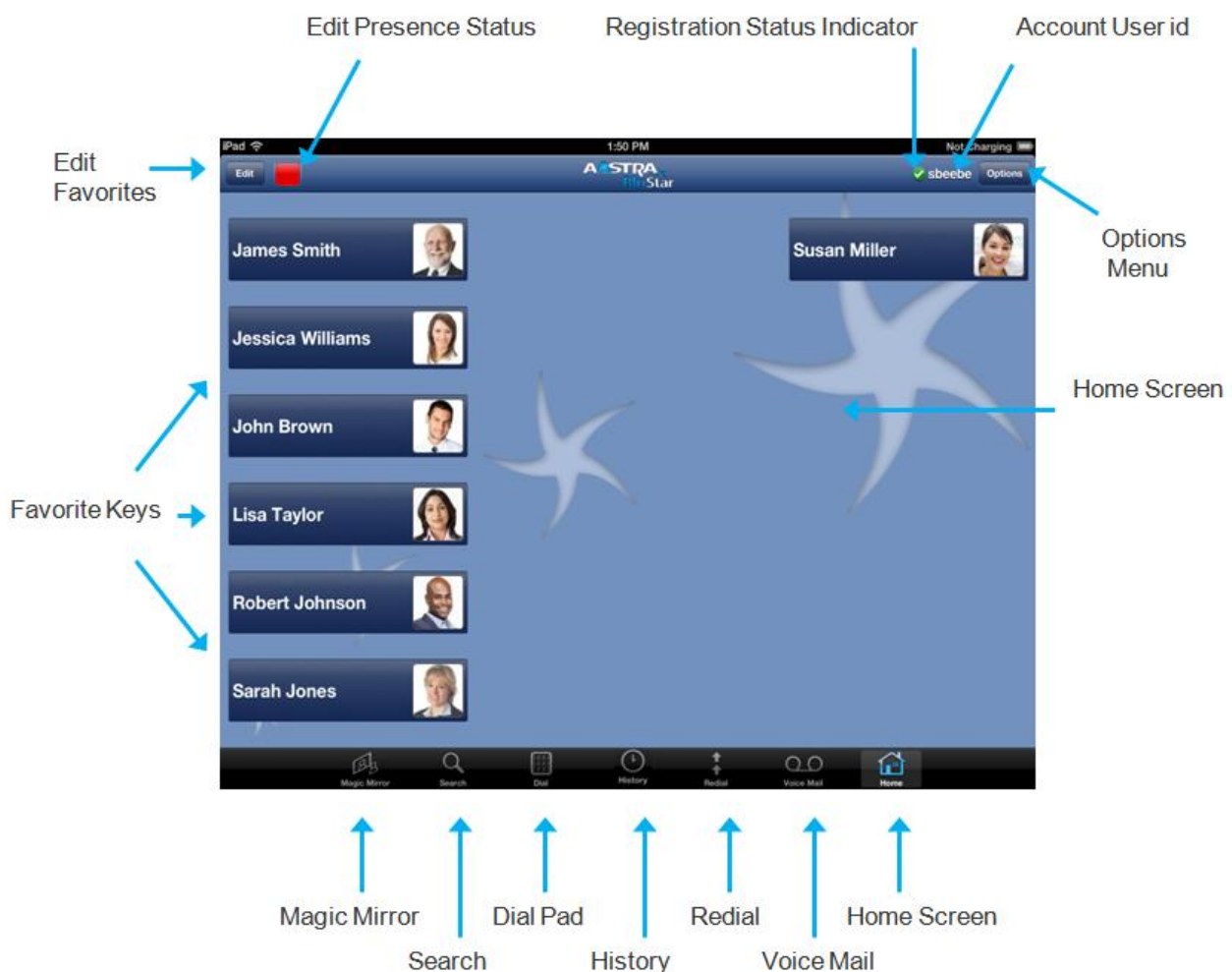
The BluStar for iPad/iPhone Apps are an essential part of Aastra's Unified Communication & Collaboration portfolio – the BluStar Ecosystem. BluStar takes business communications to a new level across a choice of devices, providing a consistent user experience by using video as the key mode of communication. BluStar productivity enhancing tools provide more choice and flexibility to answer the increasingly diverse communication needs of today's modern enterprise. As a BluStar

user it is possible to use video across all BluStar devices connected to the same communication server.

2 Functionality

BluStar for iPad/iPhone Apps have an intuitive user interface that facilitates ease of use. The Apps are designed to provide the user with the right information and options at the right time.

2.1 BluStar for iPad/iPhone at a Glance



Favorite Keys: Displayed on the Home Screen, up to 12 favorites for the iPad and 6 favorites for the iPhone can be added for fast access to frequent contacts.

Edit: Displays the location where you can add or remove a favorite key. Simply add desired contact from the directory or contact options.

Options: Opens Options Tab where the configuration for user accounts, contact management and video profiles are set.

Search: Opens the Search Tab where users can quickly and efficiently search contacts and directory. Provides progressive dynamic searching as you type to rapidly locate the desired contact.

Dial: Opens up the Dial Pad where destination number or URI can be entered directly.

History: Displays the call log for outgoing, incoming and missed calls. Dial back directly from call logs, simply tap the name to initiate a call. Also displays missed call count indicator.

Redial: Redials last number previously dialed.

Voice Mail: If a voice mail number is added, a click-to-call function to listen to voice mails is available on the Home Screen for fast access. Also displays voice mail count indicator.

Home: Returns user to Home Screen.

2.2 *Intuitive User interface*

The Apps have been carefully designed to be intuitively easy to use, including a clutter free approach with minimal configuration needs. Touch sensitive icons enable users to configure, customize and become familiar with the Apps within minutes. Powerful Apps make the complexities of video and data settings a thing of the past have users making calls without the need for lengthy user and admin guides. Every option or feature is literally a finger touch away.

3 Integration with Aastra BluStar Server

3.1 *Overview BluStar Server*

The Aastra BluStar Server is providing centralized services and interfaces for the entire BluStar Ecosystem. The BluStar Server will aggregate presence information from different sources and provide them to all subscribed BluStar components and clients.

Integrated with all BluStar devices like the BluStar 8000i Desktop Media phone, BluStar for iPhone and BluStar for iPad as well as BluStar for PC, BluStar Server facilitates collaboration between mobile, remote and headquarters' employees through presence awareness.

Feature set provided by BluStar Server:

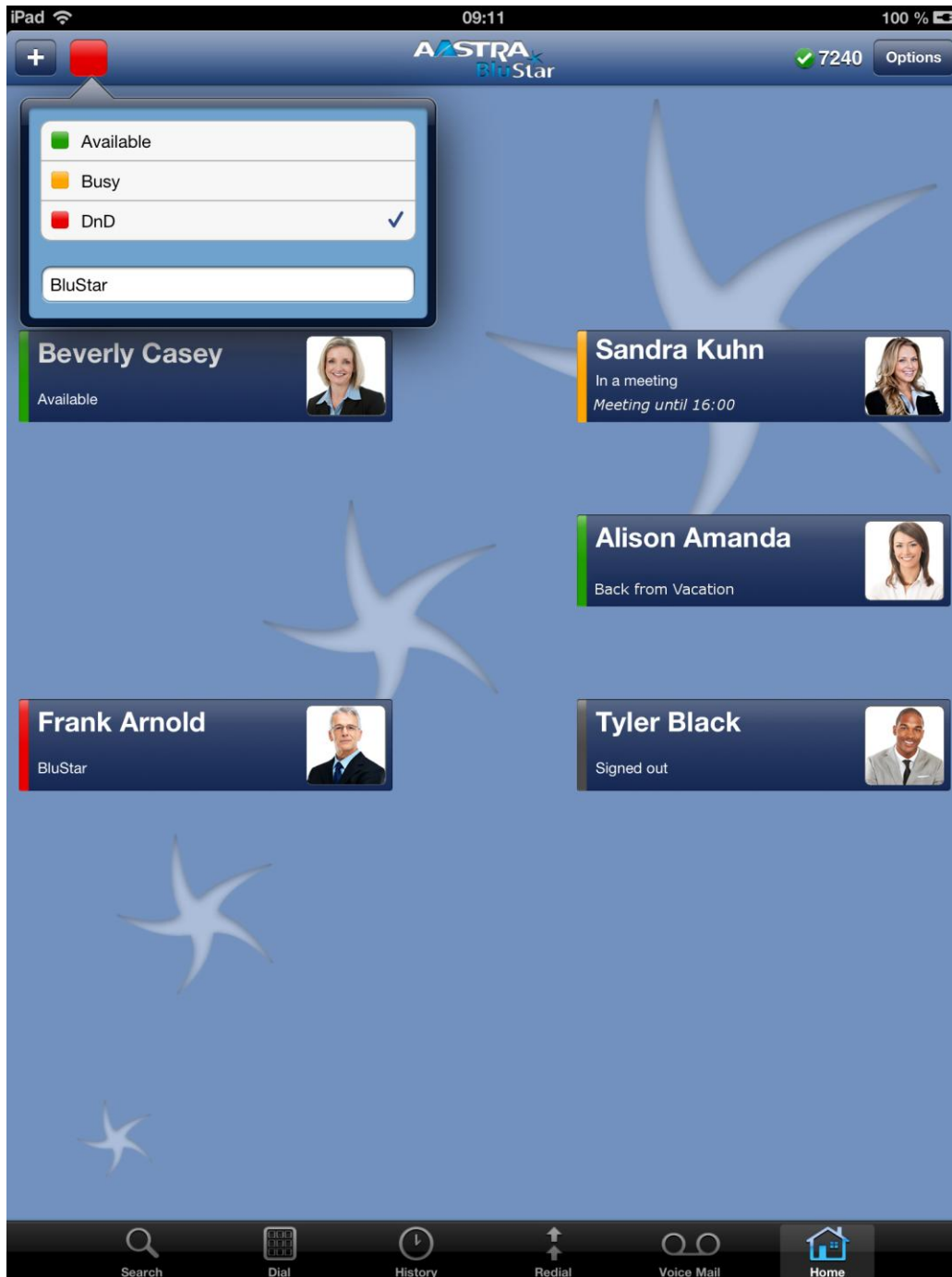
- Interface to MX-ONE, Aastra 5000, Aastra 400 for line state for analog, digital and SIP extensions and DECT terminals (using CSTA), also in mixed environments
- Outlook/Exchange calendar interface for presence aggregation
- User presence handling via BluStar endpoints (manage personal presence state)
- Presence presentation to subscribed end points (BluStar endpoints) via SIP / SIMPLE
- Directory consolidation for subscribed endpoints
- Web Administration interface – management, configuration, administration
- VMware support

3.2 *BluStar for iOS Presence Integration*

BluStar Server is a core element of the BluStar UCC solution providing instantly rich presence information collected from different sources as communication server line states or calendar appointments.

BluStar for iOS helps to increase productivity significantly by providing the user with rich information about other user's presence status. Before placing a call, you can see the presence status, line state

and calendar information of all other online users. With the BluStar presence feature, you can easily control your own communication status.



Features:

- Presence status presentation in client of other users (A BluStar Server is required)
- Aggregated Presence Status (green, yellow or red)
- Set and present Personal BluStar Presence (Available, Busy, Do not disturb)
- Line State (SIP, Analog, Digital and BluStar endpoints)
- Outlook / Exchange calendar presence (read & aggregate presence)
- Personal BluStar presence

4 Video & Voice Communication

4.1 Call Handling

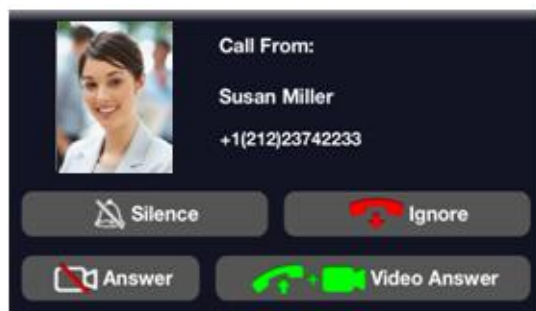
The BluStar Apps provide users with high quality peer-to-peer video calling. Users can choose to originate or receive video or voice only calls. By default, calls will establish a video session to users with video enabled. Preferred communication method can easily be chosen by selecting to make or receive the call with voice only. The user can effectively communicate across all BluStar Ecosystem devices connected to the same communication server.

Make calls: A call can be initiated in several ways:

- Type a phone number or SIP URI from the Dial Pad
- From the Home Screen via configured favorites
- From Search Tab results – tapping contact or directory results visible
- From History Tab – tapping any entry visible



Receive calls: The user can choose to answer with video enabled; answer without video (voice only); ignore or silence the ringing tone.



4.1.1 Video Calling with Picture in Picture

Peer-to-peer video calling can be in portrait or landscape orientations, with or without call control keys to maximize video image displayed. Simply rotate and tap the screen to switch modes.



4.1.2 4 Way Video Conferencing

BluStar for iPad/iPhone gives the user the option to join ad hoc 4 way conferences hosted by a BluStar 8000i or by a BluStar for Conference Room device.

4.1.3 Application Share

BluStar for iPad/iPhone gives the user the option to display a shared application view provided by a BluStar for PC. This way users can participate in 4 way conferences where one stream is displayed as the application shared, e.g. an Excel sheet or a presentation. To ensure maximum readability, users can switch between different views. Users can zoom the application share to full screen and hide all other participants, show the thumbnails on the bottom or re-arrange all screens to the same size.



4.1.4 Incall features

BluStar for iPad/iPhone gives the user the option to transfer a call unattended to a third party. Furthermore users can put a call on hold and retrieve it e.g. while searching for a document or customer project file on the PC.

4.1.5 Video Settings

BluStar for iPad/iPhone removes the complexity of defining and configuring video and data settings by supporting advanced features that manage these settings dynamically. The Apps support video transmit and receive rates in the range of 1536kbps to 128kbps and support dynamic channel adaption to adjust requested bandwidth based on network performance. With the additional flexibility of asymmetrical bandwidth support for transmit and receive directions, the Apps are capable of adjusting to most network connection topologies. These advanced video features help users enjoy the best user experience practical that the network connection allows.

4.1.6 Front & Rear Camera Support

When a video call is established, a user has the powerful option to switch between front and rear cameras. This enables users to use the iPad or iPhone as a remote camera feed to called parties. The camera switch icon enables users to easily toggle the transmitted video source during a call.

4.1.7 Notifications and Alerts

Missed call: Missed calls are displayed as a notification (number of missed calls) attached to the conversation history tab icon.



Voice mail: Alerts for new voice mails will pop up on the voice mail tab icon together with a message count indicator.



4.1.8 Audio Device Settings & Supported Codecs

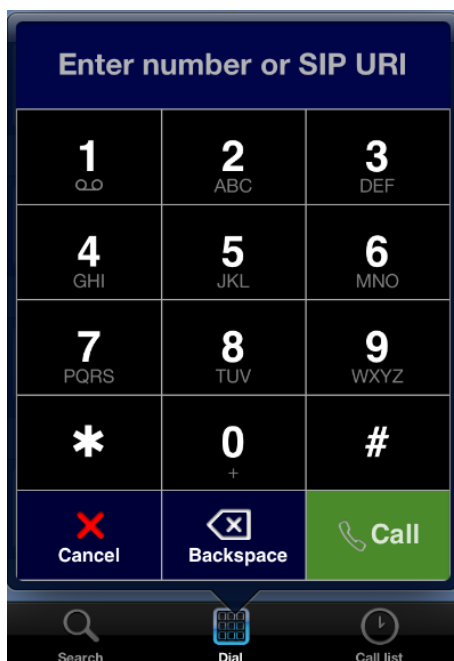
BluStar for iPad/iPhone utilizes the built-in device capabilities for speakerphone audio processing and delivers quality hands free operation. Codec selection via device settings allows users to select their preferred codec while also being able to support a wide range of codecs negotiated via normal SIP SDP methods.

BluStar for iPad/iPhone supports the following codecs:

- G.722
- G.711 a-law/u-law (PCMA/PCMU)
- iLBC

4.1.9 Dial Pad DTMF Handling

A traditional dial pad allows for phone number and text URI dialing with full QWERTY touch keyboard. Alternatively users can initiate calls from Contacts, Directory, Favorites, Call History lists and the Redial key.



Dial Pad supported DTMF types are SIP Info and RFC2833.

4.1.10 Redial from dial Pad

Users can easily re-call the last called number /URI by pressing the green key twice. Once to recall the last dialed contact and a second time in order to start dialing.

4.2 Directory & Contacts Management

The BluStar Apps have the ability to utilize contact information from multiple sources and map those sources to contacts and/or directory lists used by BluStar, enabling users to have traditional corporate directories as well as personal contacts. The BluStar Apps support integration with Exchange, LDAP and Active Directory as well as integration of contacts managed via Apple's iTunes.

The BluStar Apps do not provide an additional source for adding and editing contacts but rather utilize the existing features of the iPad/iPhone as well as sourcing directory information from other sources such as LDAP.

The BluStar Apps enable users to define what source is used for the directory and for contacts. In addition, there is a Video Filter field that when activated scans the directory for entries that match the video filter. This is typically used when only a subset of users have video enabled devices and therefore allows searches for video capable users. This requires such field settings to be defined and populated in the directory source, e.g. setup in the corporate LDAP directory. The video filter feature is activated on the Search Tab by tapping the video camera icon next to the directory heading and is only available with LDAP directories.



Dynamic search on first and last names enables rapid results

4.2.1 Directory Integration

Directory information can be integrated in BluStar from the following sources:

- Exchange
- LDAP (Generic or Active directory)

The preferred directory source can be configured via the Options/Search page. If LDAP is selected, then the BluStar Apps prompt for the necessary configuration data.

Exchange setting allows users to utilize exchange contacts folders commonly associated with Outlook and assign those entries to the “Directory” used in the BluStar Apps. Configuration of the Exchange account is inherited from the device settings for the mail application on the iPad or iPhone. It is typically found under Settings/Mail, contacts, calendars.

4.2.1.1 Cache Directory

A local cache mechanism is used to store directory entries, where searching can be done locally rather than communicating with the external directories. This allows for searches if a connection to the external directory could not be established. The local cache would typically be used when WiFi connection is off network, say a local Hot Spot, rather than from the corporate LAN. This snapshot of the LDAP directory is stored to enable lookups even when off network. Similarly the Exchange directory is stored on the device also.

4.2.1 Contact Integration

The BluStar App has the ability to utilize contact information from multiple sources and map those sources to the contacts list that BluStar utilizes for searches, feeding favourites, etc. Mappings are configured within Options/Search/Contact sources.

BluStar builds on the existing Apple contacts management options managed via the settings option built into IOS, or via iTunes. Within settings users configure Exchange accounts, within iTunes users configure syncing contacts from Google, Yahoo, Outlook and Windows contacts.

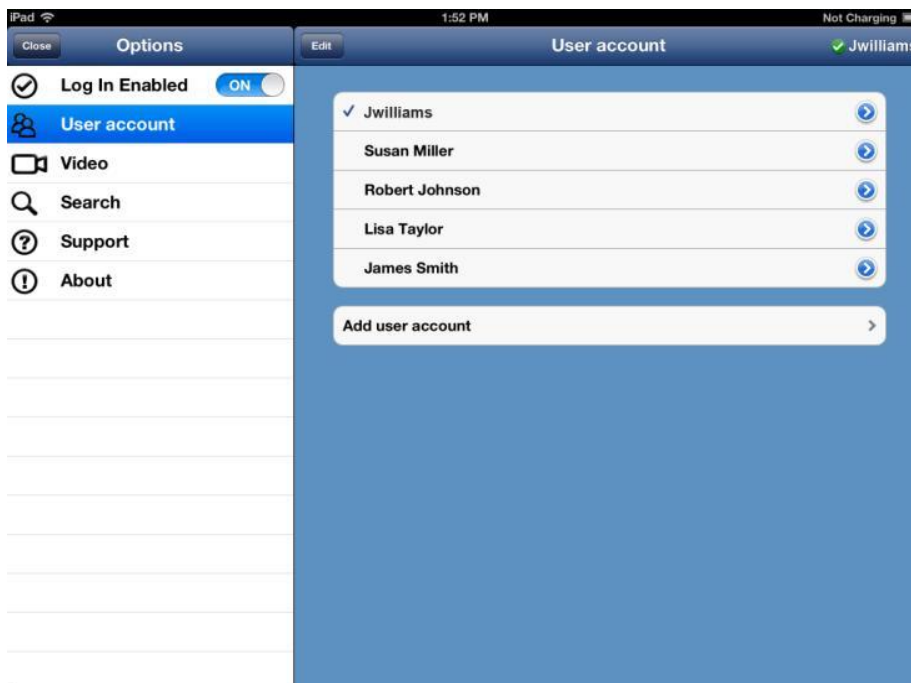
4.2.2 Progressive Search

Searching within the BluStar Apps is intuitive; enter search criteria in the search field, the search result will be shown based on matching results Contact & Directory sources. Character matching is simultaneously against First and Last names.

The search is progressive, as characters are entered, the search results are narrowed and results displayed in the contact/directory lists.

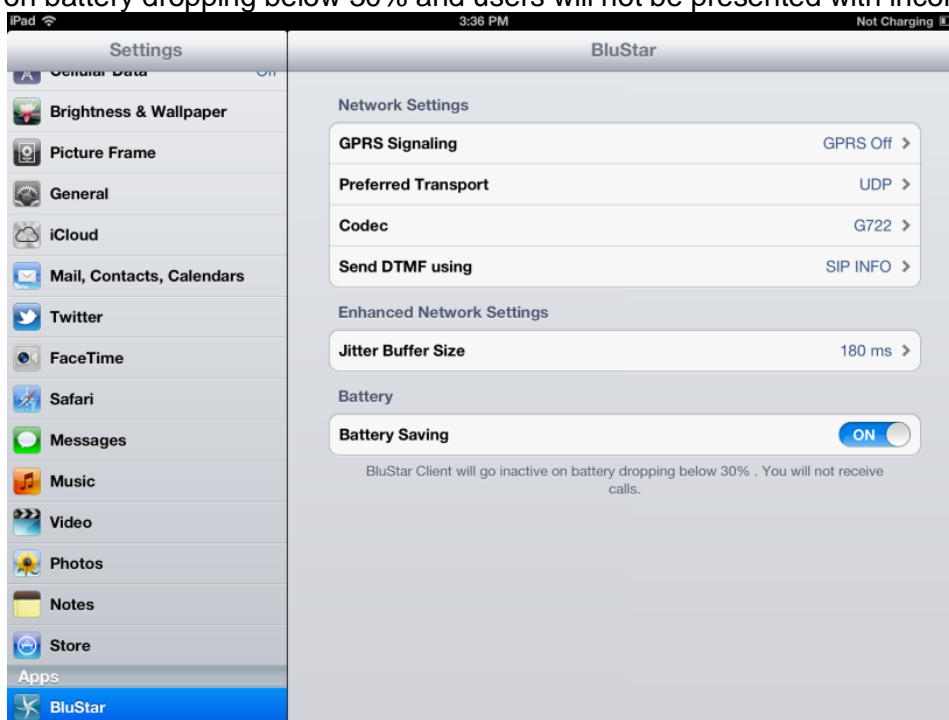
4.3 Multiple User Accounts

The BluStar Apps support multiple user accounts, with one account active at any given time. The configuration and account details are unique to each account and this allows a device to be shared or for a user to have accounts registered off multiple communication servers.



4.4 Battery Saving Feature

The BluStar Apps maintain contact with the communication server so it can present an incoming call to the user. This will keep the Apps running continuously. An option is available for the Apps to go inactive at 30% battery level to prevent the iPad/iPhone device from completely draining the battery as a result of the Apps maintaining connection to the server. When selected, the Apps will go inactive on battery dropping below 30% and users will not be presented with incoming calls.



4.5 Supported Languages

Aastra BluStar Apps user interface supports the following languages: English, French, German, Italian, Spanish and Dutch.

4.6 Configuration

Aastra BluStar Apps support configuration options that make deployment and configuration within an enterprise easy to manage and control. Individual users can enter the necessary configuration parameters via the intuitive options menu or can have the parameters set automatically.

Configuration download via email allows administrators to email the configuration file to the user's device. With a simple click of the attached configuration file, the BluStar Apps will apply the configuration parameters.

For administrators wishing to use centrally stored configuration files for end user devices, the same email configuration method can trigger individual devices to download configuration files via HTTP, HTTPS, FTP or TFTP. The configuration file formats are consistent with other Aastra SIP devices and clients, including `aastra.cfg`, `MAC.cfg` and device specific `blustarios.cfg` files.

4.7 Maintenance

To simplify the maintenance process for system administrators and support personnel there is a Support section in the Options menu. It provides users the ability to send traces, monitor call statistics and issue reporting options facilitate product support.

4.7.1 Error reporting

The "Report an issue" feature is available to let users report faults in the BluStar App to a predefined mail address. Sending of an email with captured error traces is dependent on an email account being active on the device.

5 Supported Devices & IOS releases

- iPad 2, iPad (3rd generation), iPad (4th generation), iPad mini, iPad Air
- iPhone 4, iPhone 4S, iPhone 5, iPhone 5C, iPhone 5S
- iOS 7

6 Network Integration

6.1 System Architecture

The BluStar for iPad/iPhone Apps are SIP user agents that connect directly to the communication server or BAS. Signaling and media rely on the device having data connectivity to an IP network and can operate on private or public IP networks. At start up, the Apps register with the communication server or BAS using SIP and require a user license on the server. Media (RTP) between the App and the terminating end point is routed directly between endpoints, while signaling is routed and negotiated using SIP via the communication server or BAS.



6.2 Network connectivity

6.2.1 WiFi

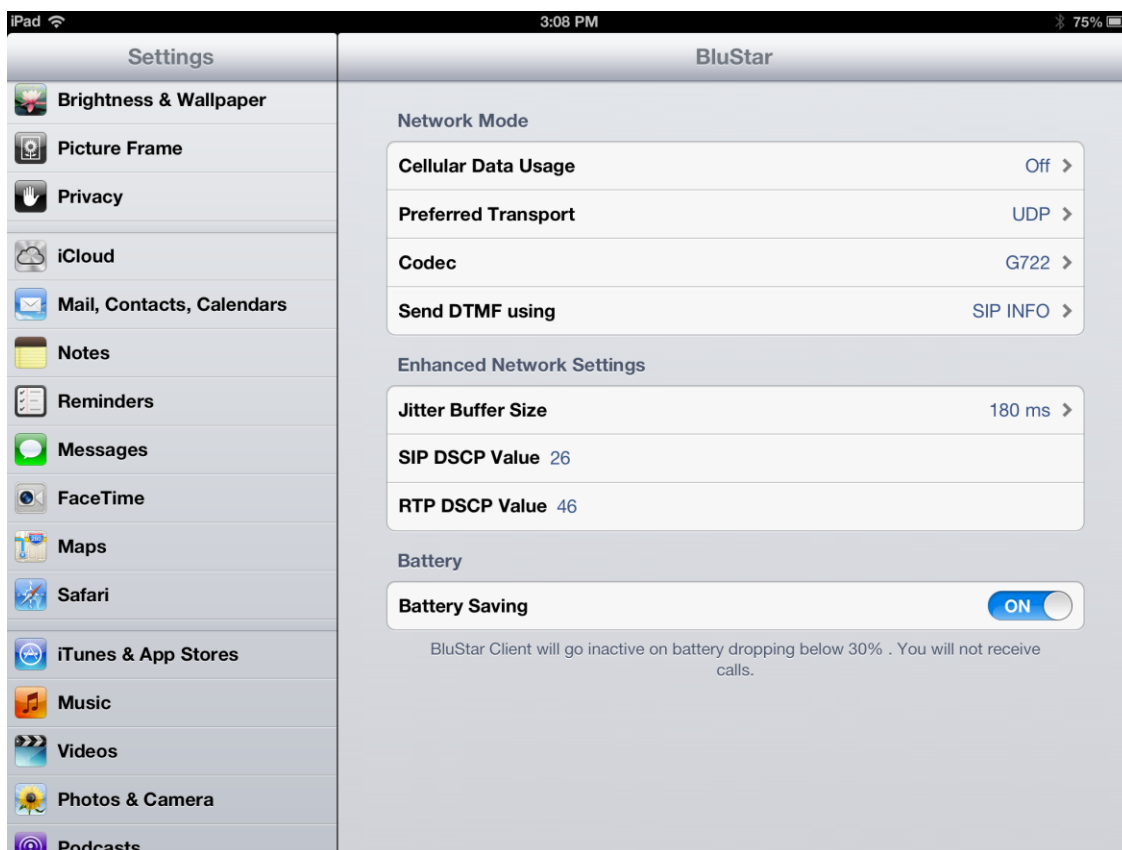
WiFi connections are managed via existing device capabilities. The BluStar Apps utilize the existing network connection and have no configuration related to WiFi. Aastra recommends the use of a professionally deployed WiFi infrastructure for Voice/Real-time communication for optimal results and user experience.

6.2.2 Cellular

BluStar for iPad/iPhone Apps are primarily designed to be deployed behind WiFi networks. However, the cellular data connection from supporting iPad/iPhone devices can be used with the BluStar Apps. Bandwidth and data profiles of cellular networks and their availability (which are outside the control of Aastra) could result in poor user experience for video calling. Aastra recommends WiFi connections and would be unable to support quality of service (QOS) issues for cellular deployments. Users need to be aware of potential data charges that may be applicable for data usage.

6.2.3 Network Settings

When installed on the IOS device, the BluStar Apps add an entry within the device settings. The default Network settings listed enable most deployments to work without change. However some network administrators may recommend changes to these fields or configure them to suit local environments.



6.2.4 Session Border Controller Support

The BluStar Apps support connectivity through a Session Border Controller (SBC) to provide the user with the same voice and video functionality from anywhere without being connected to the corporate network. The client can use an SBC by either configuring an outbound proxy or use the full DNS host name of the communication server in the SIP URI and make sure to use an official host name that can be resolved by the public DNS servers outside of the office network. The outbound proxy can be set from the User account tab under the Options menu.

6.2.5 VPN Connectivity

Remote connectivity to corporate networks via VPN is supported via the existing device capabilities. The BluStar Apps operate behind the pre-established VPN connection.

7 Supported Communication Servers

The BluStar for iPad/iPhone Apps are supported with the following Aastra communication servers:

- MX-ONE 5.0 SP4 onwards
- Aastra 5000 R5.4 SP1 onwards
- Aastra 400 R3.1 onwards
- BAS 4.2 onwards

The BluStar Apps support an in App upgrade (purchase event in coordination with the App store) to unlock the App so it will register with non-Aastra communication servers. Aastra BluStar for iPad/iPhone is SIP standards based but Aastra provides no guarantee of interoperability. The in App purchase does not cover any associated costs of licenses for the third party communication server.

8 Licensing

BluStar for iPad/iPhone Apps are available to download from the Apple App store. When connected to Aastra communication servers a license on the communication server is required.

The licensing options are based on functionality and volume and are handled by the communication server.

9 Download Information

The BluStar for iPad/iPhone Apps are available for download from the App Store. Listed under business category, search key words Aastra and/or BluStar. When connected to an Aastra Communication Server a license on the communication server is required. When not connected to a licensed Aastra Communication Server, the App will not work.

10 Acronyms

AD	Active Directory
BAS	BluStar Application Server
BSS	BluStar Server
DNS	Domain Name System
DTMF	Dual Tone Multiple-Frequency
HD	High Definition
iLBC	Internet Low Bitrate Codec
IOS	iPhone OS (Operating System)
IP	Internet Protocol
kbps	Kilobits Per Second
LDAP	Lightweight Directory Access Protocol
PCMA	Pulse code Modulation μ -law
PCMU	Pulse code Modulation A-law
RFC	Request For Comments
RTP	Real-time Transport Protocol
SBC	Session Border Controller
SIP	Session Initiation Protocol
SP	Service Pack
UCC	Unified Communication and Collaboration
URI	Unified Resource Identifier
VPN	Virtual Private Network

© 2014 Aastra Technologies Limited. All rights reserved.

This document contains proprietary information, which is protected by copyright. No part of this document may be reproduced or transmitted in any form or by any means, electronic or mechanical, including photocopying, recording, or by any information storage and retrieval system, or translated into another language, without the prior written consent of Aastra Technologies Limited, Concord, Ontario, Canada.

NOTICE

The information in this document is subject to change without notice. AASTRA MAKES NO WARRANTY OF ANY KIND WITH REGARD TO THIS MATERIAL, INCLUDING, BUT NOT LIMITED TO, THE IMPLIED WARRANTIES OF MERCHANTABILITY AND FITNESS FOR A PARTICULAR PURPOSE. AASTRA shall not be liable for errors contained herein, neither for incidental nor for consequential damages in connection with the furnishing, performance, or use of these materials.

Aastra Technologies Limited
Concord, Ontario, Canada